

CURVED PERGOLA



RAIN GARDEN

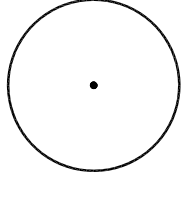
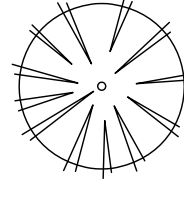
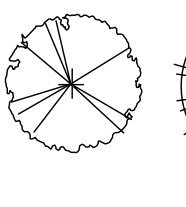

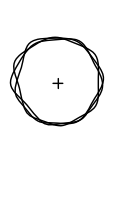


POLLINATOR GARDEN



REPURPOSED BOULDERS

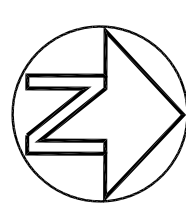

PLANT LEGEND

-  Large-maturing deciduous tree
-  Evergreen tree
-  Small-maturing deciduous tree
-  Evergreen shrub
-  Deciduous shrub

CALVARY EPISCOPAL CHURCH
2840 HENDERSONVILLE ROAD, FLETCHER, NC

CONCEPTUAL LANDSCAPE PLAN

WEBER
LANDSCAPE ARCHITECTURE
MEMBER OF AMERICAN SOCIETY OF LANDSCAPE ARCHITECTURE
131 Evelyn Place
Asheville, NC 28801
Phone/Fax: 828-281-3153
mary@maryweberdesign.com



DATE:
9/1/020

REVISIONS

SCALE:
1" = 60'-0"

SHEET:
1-1